



BR-100

Surface Mount Bracket



Sturdy and Simple Installation for Deadbolt Locks

The BR-100 Surface Mount Bracket is designed for use with the XL-100 Dead Bolt Lock, offering a sturdy and durable solution for secure installations on 90° or 180° doors.

Its simple installation process eliminates the need for drilling holes, making it ideal for glass doors or other door types where drilling is not an option.

Key Feature

Durable Build:	Designed for durability and strength, providing secure mounting for the XL-100 Dead Bolt Lock.
Easy Installation:	No need for drilling into the door frame, making it a hassle-free solution for glass and other delicate doors.
Glass Door Compatibility:	Designed for doors with a thickness between 9mm and 12mm.
Adaptable Installation:	Suitable for both 90° and 180° door types, providing versatile installation options.
Distance Requirement:	Requires at least 6mm gap between the door and door frame for proper installation.
Optional Accessory:	The BR-100C Bracket is available as an additional accessory to expand functionality.

Glass Door Installation

Ideal for securely mounting dead bolt locks on glass doors, especially when drilling into the frame is not possible.

For 90° and 180° Doors

Suitable for both 90° and 180° doors, providing flexibility for different door configurations.

No-Drill Solution

Perfect for situations where you need to mount a lock without drilling holes in the door frame, preserving the door's integrity.

Flexible for Different Door Types

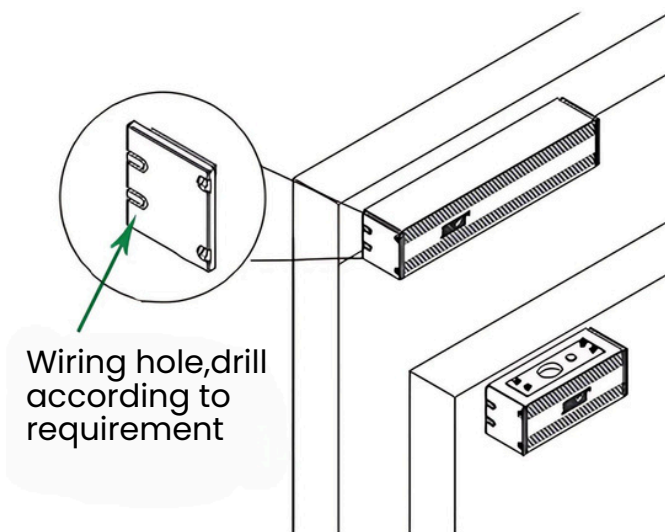
Works with a variety of door thicknesses, particularly for glass doors between 9mm and 12mm.

Easy Retrofitting

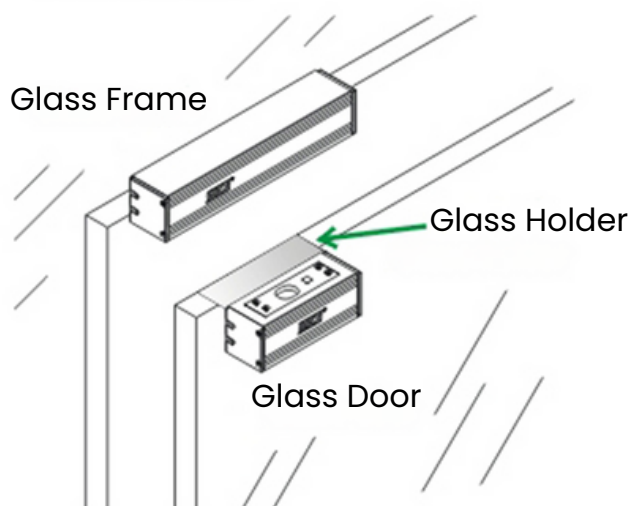
Excellent for retrofitting doors with deadbolt locks, providing a fast and secure mounting option.

Installation

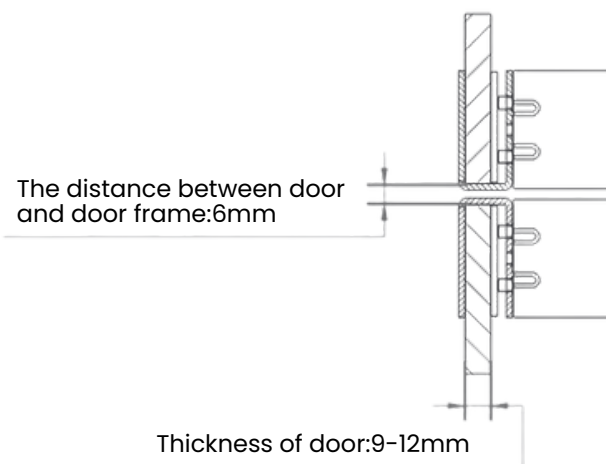
Install Method 1



Install method 2



Install Method 3



Application:

- Glass Doors: Perfect for mounting dead bolt locks on glass doors where drilling is not ideal.
- Flexible Door Types: Compatible with 90° and 180° door types, suitable for a wide range of entryways in homes, offices, and commercial buildings.
- Easy Retrofitting: Ideal for installations where minimal modification to the door or frame is preferred.

Specification:

Model Number: BR-100

Dimensions: 230mm (L) x 45mm (W) x 46mm (D)

Compatibility: Works seamlessly with the UB-100 Glass Holder for secure glass door installations.