

XSB-567B

DC Brushless Swing Barrier

Innovative Security with DC Brushless Swing Barrier

The XSB-567B is a robust and durable swing barrier system, designed for factory entrances and residential communities. Its 1100mm wide lane accommodates pedestrians and motorbikes, making it highly versatile. Featuring a stainless-steel cabinet, waterproof design, and advanced DC brushless motor, the XSB-567B ensures longevity, smooth operation, and outdoor reliability.

Key Feature

Solid Stainless Steel Cabinet:	Fully waterproof for outdoor installations.
High-Quality IR Sensors:	Reliable performance in sunny outdoor conditions.
DC Brushless Motor:	Improved lifespan compared to traditional motors.
Adjustable Delay:	Configurable timeout for barrier operation.
Low Noise Mechanism:	Optimized design for quieter movement.
Ease of Maintenance:	Modular design for quick installation and servicing.



Wide Lane Support

Accommodates pedestrians, bicycles, and motorbikes with a lane width of up to 1100mm.

Emergency Functionality

Arms can swing open automatically during emergencies for quick evacuation.

Premium Construction

Stainless steel cabinet with waterproof and corrosion-resistant properties for outdoor use.

Advanced Brushless Motor

Ensures smooth, quiet operation with extended service life.

Flexible Customization

Adjustable delay times for optimized flow management.

LED Indicators

Enhances user guidance with clear operational signals.



Solid Cabinet

- Very solid cabinet water proof can works outdoor directly
- High quality stainless steel barrier


DC Brushless Motor

- Improved life cycle using DC brushless motor compared with the normal DC motor with brush
- Speed of the barrier opening or closing is perfectly controlled



Improved Mechanism

- The mechanism is simple compared to traditional design, the life cycle increase
- The noise of movement is optimized obviously using the latest mechanism



Reliable and Powerful Board

- Fast and easy setting by numeric display
- Easy installation between master and slave board
- Small LED show the status of the device clearly
- Testing keypad on board

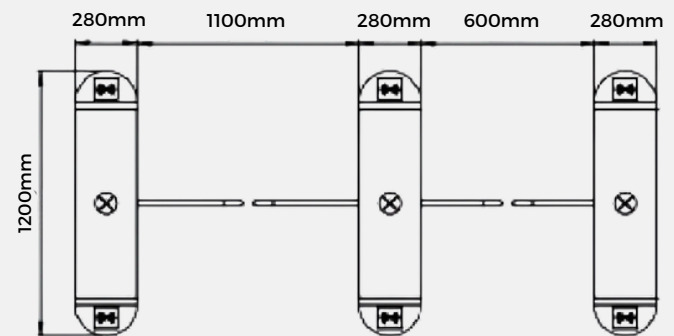
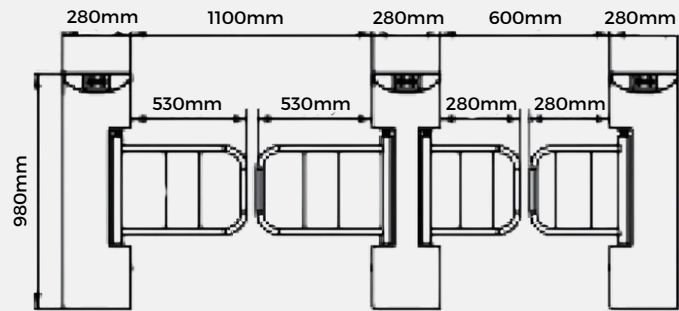


Wide Lane Capability

Supports up to 1100mm lane width, accommodating pedestrians and motorbikes efficiently.



Dimension



Application

- Residential Communities: Streamlined access for pedestrians and motorbikes.
- Industrial Facilities: Reliable performance under heavy use.
- Commercial Complexes: Enhances security at entry points.
- Outdoor Installations: Weatherproof for year-round use.

Specification

Model Number:	XSB-567B
Power Requirements:	AC110V/220V, 50/60Hz
Working Temperature:	-28°C to 60°C
Working Environment:	Indoor/Outdoor
Lane Width:	Up to 1100mm
Cabinet Material:	Stainless Steel
Barrier Material:	Stainless Steel
Barrier Movement:	Swing
LED Indicator:	Yes
Security Level:	Medium