

# XSB-566S Swing Barrier

## Elegant and Reliable Access Control Solution

The XSB-566S Swing Barrier is an advanced and stylish access control system, ideal for modern facilities like factories, office buildings, schools, and gyms. Its robust stainless steel cabinet, transparent acrylic barriers, and integrated LED indicators deliver a sleek, professional appearance while ensuring reliable performance in both indoor and outdoor environments. The modular design simplifies installation and maintenance, making it a versatile choice for various applications.

### Key Feature

#### Durable and Stylish Design:

Made with a high-quality stainless steel cabinet and transparent acrylic barriers for a modern aesthetic.

#### Weatherproof Construction:

Water-resistant design ensures reliable performance in outdoor environments.

#### Advanced DC Brushless Motor:

Provides a longer life cycle and smooth, quiet operation compared to traditional motors.

#### Optimized Mechanism:

Reduces noise and enhances the durability of the system for long-term reliability.

#### Flexible Lane Width:

Supports adjustable lane widths between 600mm and 1000mm for various configurations.

### Modern and Sleek Design

Transparent acrylic barriers with LED lighting provide an elegant and professional look.

### Outdoor Reliability

Waterproof stainless-steel cabinet ensures durability and performance in outdoor conditions.

### Improved Mechanism

Features a brushless DC motor and simplified design for extended lifecycle and smooth operation..

### Enhanced User Experience

Adjustable speed and delay settings for customized flow management.

### Noise Reduction

Optimized movement mechanism minimizes operational noise.

### Ease of Maintenance

Modular design simplifies installation and upkeep.



## Solid Cabinet

- Very solid cabinet water proof can works outdoor directly
- High quality Acrylic barrier


## DC Brushless Motor

- Improved life cycle using DC brushless motor compared with the normal DC motor with brush
- Speed of the barrier opening or closing is perfectly controlled



## Improved Mechanism

- The mechanism is simple compared to traditional design, the life cycle increase
- The noise of movement is optimized obviously using the latest mechanism



## Reliable and Powerful Board

- Fast and easy setting by numeric display
- Easy installation between master and slave board
- Small LED show the status of the device clearly
- Testing keypad on board

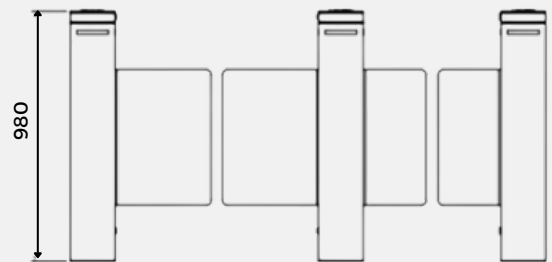
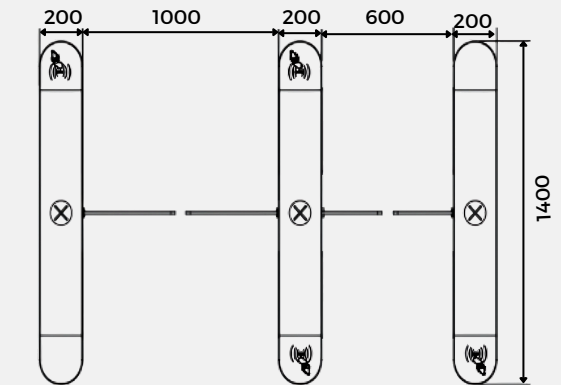


## Integrated LED Indicators

Embedded LED lights offer clear status notifications, improving usability and operational efficiency.



## Dimension



## Application

- Schools and Universities: Efficient management of student and staff access.
- Gyms and Fitness Centers: Modern access control for high-traffic areas.
- Outdoor Installations: Reliable operation in various weather conditions.
- Factories: Secure and streamlined entry management for employees and visitors.

## Specification

Model Number:	XSB-566S
Power Requirements:	AC110V/220V, 50/60Hz
Working Temperature:	-28°C to 60°C
Working Environment:	Indoor/Outdoor
Lane Width:	600mm – 800mm
LED Indicator:	Yes
Cabinet Material:	Stainless Steel
Barrier Material:	Acrylic/Stainless Steel
Barrier Movement:	Swing
Security Level:	Medium