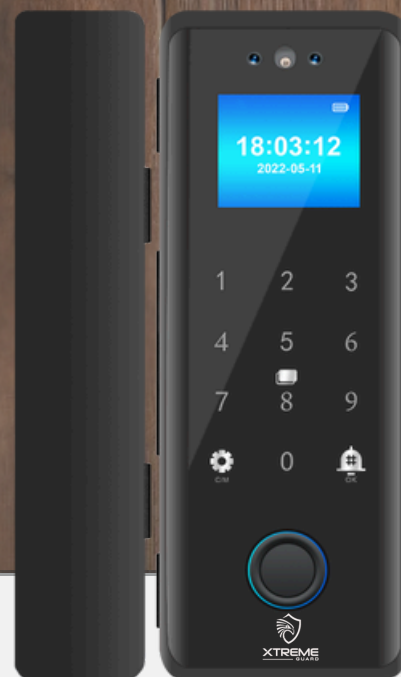
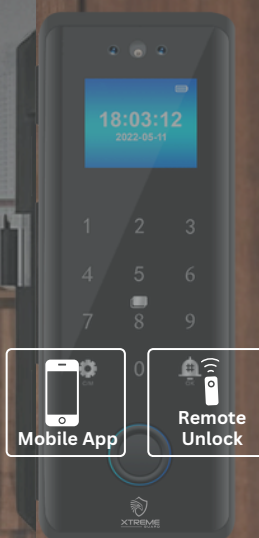




XSL-300

Smart Wooden Door Lock System



Smart Door Lock System for Wooden Doors

The XSL-300 is a sophisticated smart door lock designed specifically for wooden doors, providing secure, keyless access with a variety of entry methods. Its sleek design and durable construction make it an ideal choice for modern residential and commercial applications.

Key Features

Multiple Unlock Methods:

Face recognition, fingerprint, RFID, password, mobile app, and mechanical key for versatile access.

High Security:

Advanced encryption and anti-tamper features ensure robust security.

User-Friendly Interface:

Intuitive touch panel and clear OLED display for easy operation.

Long-Lasting Power:

Equipped with rechargeable lithium battery and emergency power supply port.

Smart Connectivity:

Mobile app control allows for remote unlocking, access logs, and real-time monitoring.

Door Bell

Doorbell on the touch keypad, useful and convenient.



USB Power

When battery power is low, USB power supply is available.

Indoor Knob

Indoor mechanical Knob for lock and unlock from inside



****123456****
CORRECT

Scramble PW

Input any password as long as its include the correct one



Effortless Entry with Face Recognition

Quick, secure access with advanced anti-spoofing technology.



Reliable Fingerprint Access

High-speed recognition for fast, seamless entry.



Convenient RFID Access

Card-based entry for authorized users without PINs.



Secure Password Entry

Personal PIN codes for added security and flexibility.



Remote Access via Mobile App

Control access and monitor entry in real-time from your smartphone.

Remote Control Access

Effortlessly unlock doors from a distance, granting entry with just a click of the remote.



Dimension



Auto locking

When the door is closed, it will be automatically locked for better safety.



Normal Open

The door can be kept open when people need to go in and out frequently

Specification

Model Number:	XSL-300
Unlock Methods:	Face, Fingerprint, RFID Card, Password, Mobile App, Remote, Mechanical Key
Response Time:	<0.5 seconds
Screen:	1.77-inch TFT color display
Material:	Aluminum alloy with IML process
Power Supply:	2500mAh lithium-ion battery, USB emergency power
Lock Body:	International mechanical lock
Capacity:	Face: 100 users, Fingerprint: 100 sets, Password: 1000 sets, RFID Card: 1000
Door Thickness Compatibility:	Suitable for 10-12mm thick wooden doors
Dimensions:	170mm x 32mm x 62mm